




1



4



Fidbox
FP Floor Protector GmbH

2



1. Choose your operating system
2. Download the app
3. "Register now" Register yourself by entering

Username (typically the wood flooring owner's last name) and a Password (one that you cannot forget and a minimum of 3 digits) **verify Password**, enter the **EMAIL** and login with save. Then complete the required fields.

3

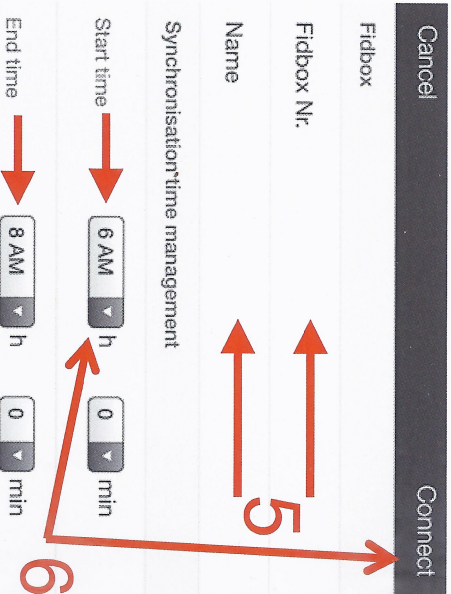


4. Touch the + sign to add the Fidbox
5. Enter **Fidbox serial number** (last 6 digits). and **Name** (usually where the Fidbox is located i.e. Kitchen, office, dining room...)

6. Synchronisation time management

Choose the synchronization time that fits your schedule, **ONLY** during this 2 hours you can reach the Fidbox. You must be within a radius of 3 to 6 meters/yards for syncing the Fidbox. **The first sync will be made automatically after clicking on Connect.** Fidbox will count down from 900 seconds until it syncs. Next sync is possible next day during your selected hours.

7. If APP has sync with the Fidbox you see the saved measurements. The data and time of the last sync as well as the data and time of the next sync can be found in the bottom of the display mask.



House nr. _____

Stair nr. _____

Top nr. _____

Postal code _____


City _____

Country _____

Nr. of rooms 0

Size (m²) 0

Comment _____



www.floorprotector.at



7